



District Report Card: 2017


State: Arunachal Pradesh	District: Dibang Valley
Class: 3	Subject: Language
Schools: 6	Students: 63


Participation/Coverage


Students

<div>GENDER</div> <div></div>	Boys				Girls			
	Number		%		Number		%	
	28		44.44		35		55.56	

<div>AREA</div> <div></div>	Rural				Urban			
	Number		%		Number		%	
	30		47.62		33		52.38	

<div>CATEGORY</div> <div></div>	SC		ST		OBC		GEN	
	Number	%	Number	%	Number	%	Number	%
	12	19.05	37	58.73	1	1.59	13	20.63

<div>CWSN</div> <div></div>	LD	VI	HI	S&LD	ID	Oth
	0	0	0	0	0	0

<div>Management</div> <div></div>	Government			Government-aided		
	Number		%	Number		%
	63		100.00	0		0.00

Average Performance of Students in Language (%)

Overall	Gender		Area		Management		Social Group			
	Male	Female	Rural	Urban	Govt.	Aided	SC	ST	OBC	GEN
58.10	58.10	58.10	49.78	65.66	58.10	0.00	83.89	56.22	60.00	39.49

Performance on Learning Outcomes (LOs)

Learning Outcomes	Description	Average Performance(%)
L304	Reads small texts with comprehension i.e., identifies main ideas, details, sequence and draws conclusions	57.94
L312	Reads printed scripts on the classroom walls: poems, posters, charts etc.	58.41

Range of Performance of Students who Answered Correctly							
Below 30%		30% - 50%		50% - 75%		Above 75%	
Number	%	Number	%	Number	%	Number	%
13	20.63	16	25.40	12	19.05	22	34.92

Lowest Performing Learning Outcomes (LOs)

- 1 - Reads small texts with comprehension i.e., identifies main ideas, details, sequence and draws conclusions (57.94)
- 2 - Reads printed scripts on the classroom walls: poems, posters, charts etc. (58.41)